



Accent your merchandise without distraction

PAR38 LED Single Optic Lamps with AirFlux Technology

Philips PAR38 LED Single Optic Lamps with AirFlux Technology improves shopping experience with superior lighting aesthetics and optimal thermal efficiency in a sleek, lightweight design.

Benefits

- Will not fade colors, avoids inventory spoilage
- Lowers maintenance costs by reducing re-lamp frequency
- 5-year limited warranty†

Features

- Single Optic reduces glare to improve shopper experience
- 25,000-hour rated average life*
- 19W PAR38 saves 101W watts when compared to a 120W halogen PAR38
- 83 CRI for excellent color rendering
- Virtually UV/IR free in the beam
- Smooth dimming to 5% of full light level‡
- Contains no mercury

Warnings and Safety

- Suitable for use in damp locations.
- Not for use in totally enclosed luminaires.



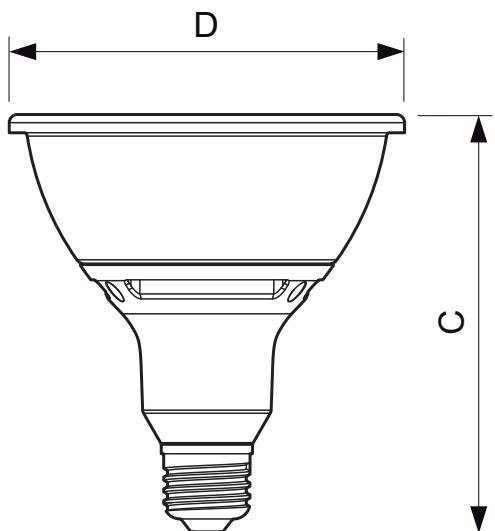
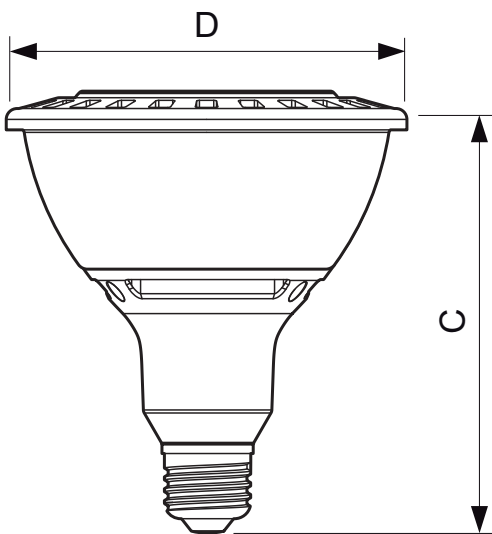
PHILIPS

Related products



13W, 19W E26 120V PAR38

Dimensional drawing



13PAR38/S15 2700 DIM AF SO 6/1

Product	C (Norm)	C1 (Max)	D (Norm)	D1 (Norm)
LED 13W E26 2700K 120V PAR38 DIM	130	-	120	-
LED 13W E26 3000K 120V PAR38 DIM	130	-	120	-
LED 13W E26 4000K 120V PAR38 DIM	130	-	120	-
LED 13W E26 2700K PAR38 25D DIM	130	-	120	-
LED 13W E26 3000K PAR38 25D DIM	130	-	120	-
LED 13W E26 4000K PAR38 25D DIM	130	-	120	-
LED 13W E26 2700K PAR38 36D DIM	130	-	120	-
LED 13W E26 3000K PAR38 36D DIM	130	-	120	-
LED 13W E26 4000K PAR38 36D DIM	130	-	120	-
LED 19W E26 2700K 120V PAR38 DIM	130	-	120	-
LED 19W E26 3000K 120V PAR38 DIM	130	-	120	-
LED 19W E26 4000K 120V PAR38 DIM	130	-	120	-

19PAR38/F25 2700 DIM AF SO 6/1


Product	C (Norm)	C1 (Max)	D (Norm)	D1 (Norm)
LED 19W E26 2700K PAR38 25D DIM	130	-	120	-
LED 19W E26 3000K PAR38 25D DIM	130	-	120	-
LED 19W E26 4000K PAR38 25D DIM	130	-	120	-
LED 19W E26 2700K PAR38 36D DIM	130	-	120	-
LED 19W E26 3000K PAR38 36D DIM	130	-	120	-
LED 19W E26 4000K PAR38 36D DIM	130	-	120	-

General Characteristics

Product number	Full product name	Cap-Base	Bulb	Rated Avg. Life (Hours)	Rated Lifetime (years)
429084	19PAR38/F25 2700 DIM AF SO 6/1	E26	PAR38	50000 hr	45.7 an
429092	19PAR38/F25 3000 DIM AF SO 6/1	E26	PAR38	50000 hr	45.7 an
429100	19PAR38/F25 4000 DIM AF SO 6/1	E26	PAR38	50000 hr	45.7 an
429118	19PAR38/F36 2700 DIM AF SO 6/1	E26	PAR38	50000 hr	45.7 an
429126	19PAR38/F36 3000 DIM AF SO 6/1	E26	PAR38	50000 hr	45.7 an
429134	19PAR38/F36 4000 DIM AF SO 6/1	E26	PAR38	50000 hr	45.7 an
430033	13PAR38/S15 2700 DIM AF SO 6/1	E26	PAR38	45000 hr	41.1 an
430041	13PAR38/S15 3000 DIM AF SO 6/1	E26	PAR38	45000 hr	41.1 an
430058	13PAR38/S15 4000 DIM AF SO 6/1	E26	PAR38	45000 hr	41.1 an
430066	13PAR38/F25 2700 DIM AF SO 6/1	E26	PAR38	45000 hr	41.1 an

Product number	Full product name	Cap-Base	Bulb	Rated Avg. Life (Hours)	Rated Lifetime (years)
430074	13PAR38/F25 3000 DIM AF SO 6/1	E26	PAR38	45000 hr	41.1 an
430082	13PAR38/F25 4000 DIM AF SO 6/1	E26	PAR38	45000 hr	41.1 an
430090	13PAR38/F36 2700 DIM AF SO 6/1	E26	PAR38	45000 hr	41.1 an
430108	13PAR38/F36 3000 DIM AF SO 6/1	E26	PAR38	45000 hr	41.1 an
430116	13PAR38/F36 4000 DIM AF SO 6/1	E26	PAR38	45000 hr	41.1 an
430009	19PAR38/S15 2700 DIM AF SO 6/1	E26	PAR38	45000 hr	41.1 an
430017	19PAR38/S15 3000 DIM AF SO 6/1	E26	PAR38	45000 hr	41.1 an
430025	19PAR38/S15 4000 DIM AF SO 6/1	E26	PAR38	45000 hr	41.1 an

Installation diagrams



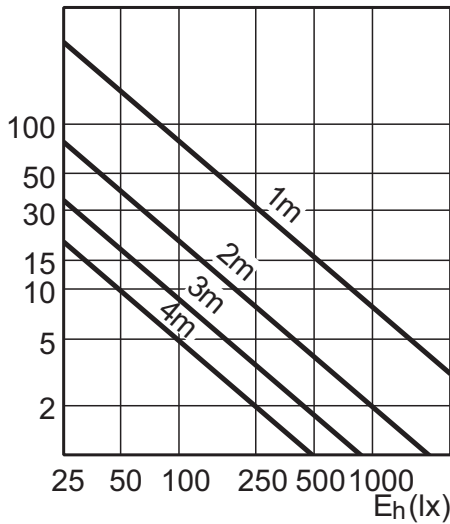
E26

Light Technical Characteristics

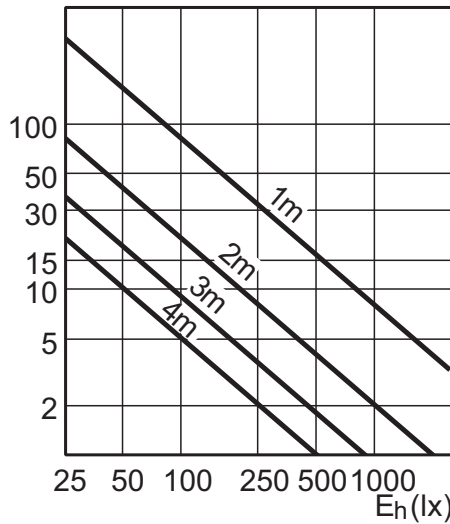
Product number	Full product name	Color Code	Beam Angle	Beam Description	Approx. MBCP	CRI	Color Temp. (Kelvin)	Rated Luminous Flux
429084	19PAR38/F25 2700 DIM AF SO 6/1	WW	25 D	25D	6800 cd	80	2700 K	1200 Lm
429092	19PAR38/F25 3000 DIM AF SO 6/1	WH	25 D	25D	7100 cd	80	3000 K	1250 Lm
429100	19PAR38/F25 4000 DIM AF SO 6/1	CW	25 D	25D	7500 cd	82	4000 K	1300 Lm
429118	19PAR38/F36 2700 DIM AF SO 6/1	WW	36 D	36D	3200 cd	80	2700 K	1200 Lm
429126	19PAR38/F36 3000 DIM AF SO 6/1	WH	36 D	36D	3400 cd	80	3000 K	1250 Lm
429134	19PAR38/F36 4000 DIM AF SO 6/1	CW	36 D	36D	3600 cd	81	4000 K	1300 Lm

Product number	Full product name	Color Code	Beam Angle	Beam Description	Approx. MBCP	CRI	Color Temp. (Kelvin)	Rated Luminous Flux
430033	13PAR38/S15 2700 DIM AF SO 6/1	WH	15 D	-	7700 cd	80	2700 K	900 Lm
430041	13PAR38/S15 3000 DIM AF SO 6/1	WH	15 D	-	8100 cd	80	3000 K	950 Lm
430058	13PAR38/S15 4000 DIM AF SO 6/1	WH	15 D	-	8600 cd	80	4000 K	1000 Lm
430066	13PAR38/F25 2700 DIM AF SO 6/1	WW	25 D	25D	5300 cd	80	2700 K	900 Lm
430074	13PAR38/F25 3000 DIM AF SO 6/1	WH	25 D	25D	5500 cd	80	3000 K	950 Lm
430082	13PAR38/F25 4000 DIM AF SO 6/1	CW	25 D	25D	5500 cd	81	4000 K	1000 Lm
430090	13PAR38/F36 2700 DIM AF SO 6/1	WW	36 D	36D	2600 cd	80	2700 K	900 Lm
430108	13PAR38/F36 3000 DIM AF SO 6/1	WH	36 D	36D	2750 cd	81	3000 K	950 Lm
430116	13PAR38/F36 4000 DIM AF SO 6/1	CW	36 D	36D	2750 cd	82	4000 K	1000 Lm
430009	19PAR38/S15 2700 DIM AF SO 6/1	WH	15 D	-	10000 cd	80	2700 K	1200 Lm
430017	19PAR38/S15 3000 DIM AF SO 6/1	WH	15 D	-	10400 cd	80	3000 K	1250 Lm
430025	19PAR38/S15 4000 DIM AF SO 6/1	WH	15 D	-	11000 cd	81	4000 K	1300 Lm

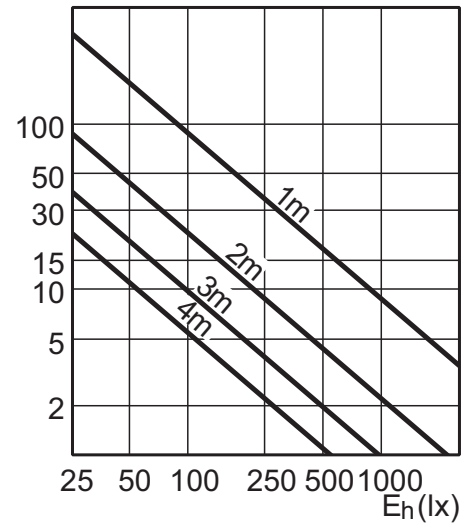
Light technical



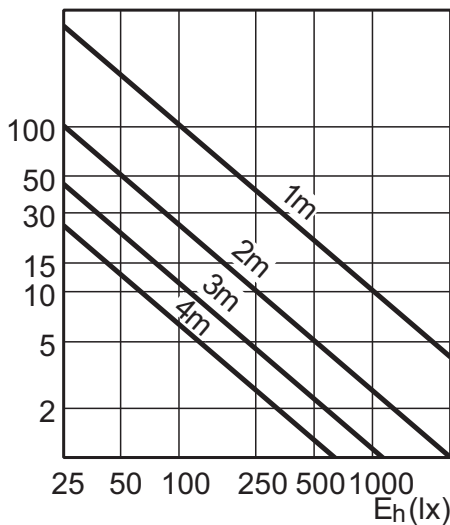
13W E26 2700K 120V WH 15D



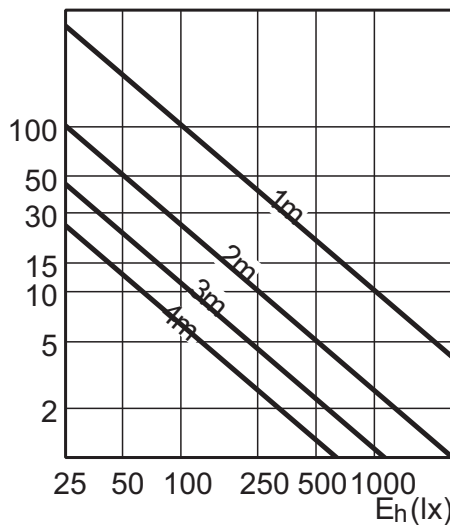
13W E26 3000K 120V WH 15D



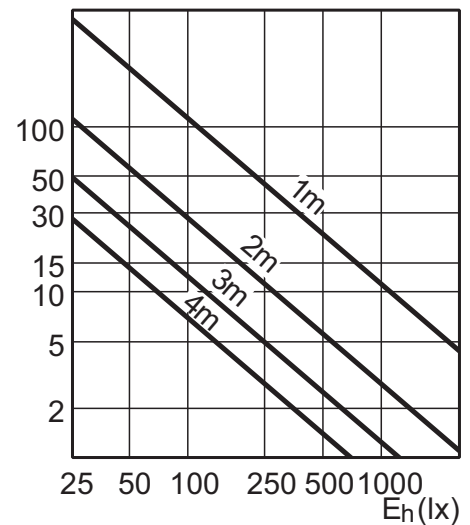
13W E26 4000K 120V WH 15D



19W E26 2700K 120V WH 15D

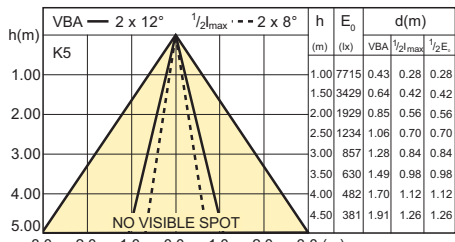


19W E26 3000K 120V WH 15D

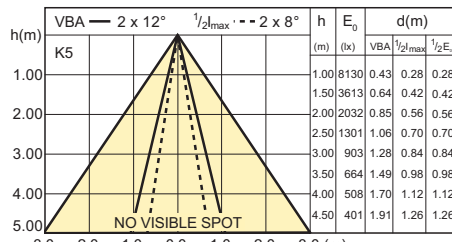


19W E26 4000K 120V WH 15D

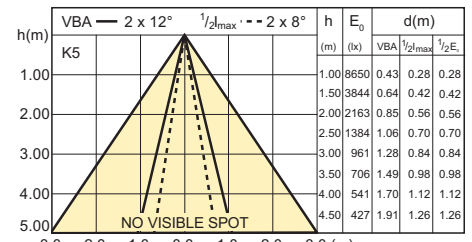
Light technical



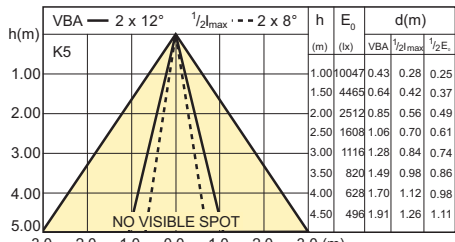
13W E26 2700K 120V WH 15D



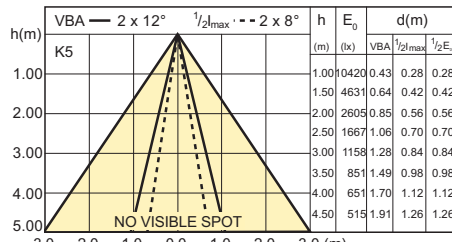
13W E26 3000K 120V WH 15D



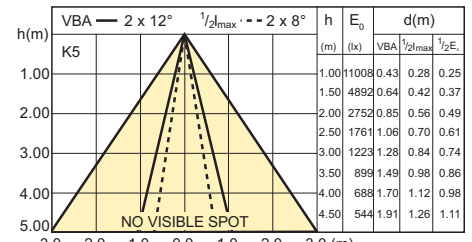
13W E26 4000K 120V WH 15D



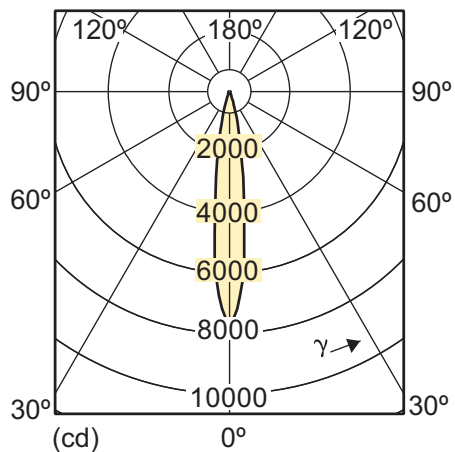
19W E26 2700K 120V WH 15D



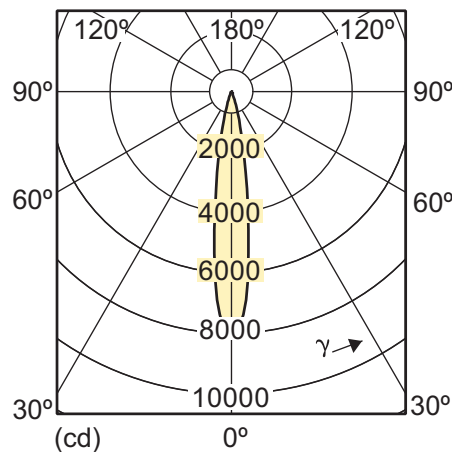
19W E26 3000K 120V WH 15D



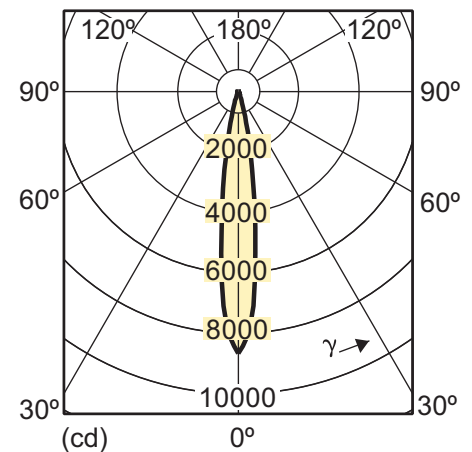
19W E26 4000K 120V WH 15D



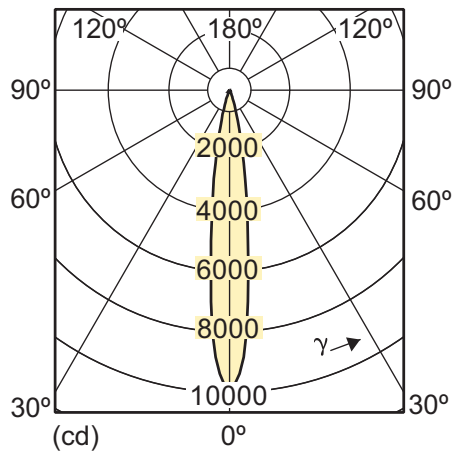
13W E26 2700K 120V WH 15D



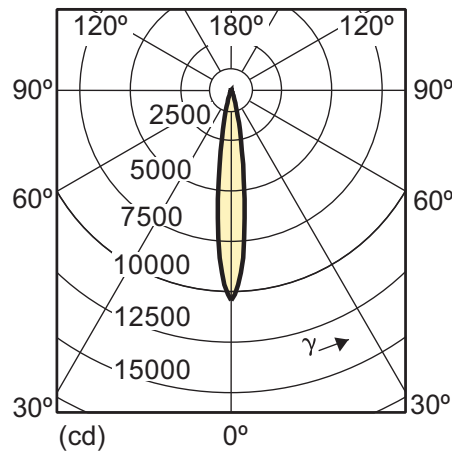
13W E26 3000K 120V WH 15D



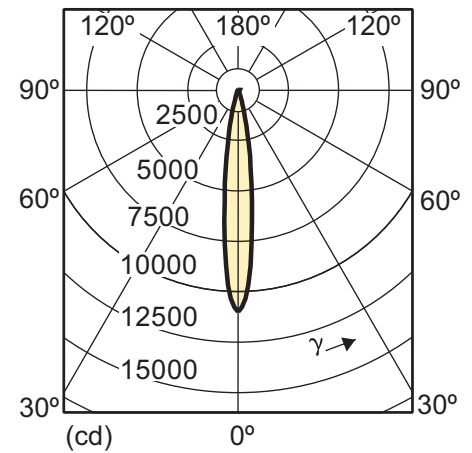
13W E26 4000K 120V WH 15D



19W E26 2700K 120V WH 15D



19W E26 3000K 120V WH 15D



19W E26 4000K 120V WH 15D

Electrical Characteristics

Product number	Full product name	Wattage	Voltage	Line Frequency	Dimmable	Wattage Equivalent	Product number	Full product name	Wattage	Voltage	Line Frequency	Dimmable	Wattage Equivalent
429084	19PAR38/F 25 2700 DIM AF SO 6/1	19 W	120 V	60 Hz	Yes	-	430108	13PAR38/F 36 3000 DIM AF SO 6/1	13 W	120 V	60 Hz	Yes	100 W
429092	19PAR38/F 25 3000 DIM AF SO 6/1	19 W	120 V	60 Hz	Yes	-	430116	13PAR38/F 36 4000 DIM AF SO 6/1	13 W	120 V	60 Hz	Yes	100 W
429100	19PAR38/F 25 4000 DIM AF SO 6/1	19 W	120 V	60 Hz	Yes	-	430009	19PAR38/S 15 2700 DIM AF SO 6/1	19 W	120 V	60 Hz	Yes	100 W
429118	19PAR38/F 36 2700 DIM AF SO 6/1	19 W	120 V	60 Hz	Yes	-	430017	19PAR38/S 15 3000 DIM AF SO 6/1	19 W	120 V	60 Hz	Yes	100 W
429126	19PAR38/F 36 3000 DIM AF SO 6/1	19 W	120 V	60 Hz	Yes	-	430025	19PAR38/S 15 4000 DIM AF SO 6/1	19 W	120 V	60 Hz	Yes	100 W
429134	19PAR38/F 36 4000 DIM AF SO 6/1	19 W	120 V	60 Hz	Yes	-	Measuring Conditions						
430033	13PAR38/S 15 2700 DIM AF SO 6/1	13 W	120 V	60 Hz	Yes	75 W							
430041	13PAR38/S 15 3000 DIM AF SO 6/1	13 W	120 V	60 Hz	Yes	75 W	Product number	Full product name	Switching cycle				
430058	13PAR38/S 15 4000 DIM AF SO 6/1	13 W	120 V	60 Hz	Yes	75 W	429084	19PAR38/F25 2700 DIM AF SO 6/1	20000x				
430066	13PAR38/F 25 2700 DIM AF SO 6/1	13 W	120 V	60 Hz	Yes	100 W	429092	19PAR38/F25 3000 DIM AF SO 6/1	20000x				
430074	13PAR38/F 25 3000 DIM AF SO 6/1	13 W	120 V	60 Hz	Yes	100 W	429100	19PAR38/F25 4000 DIM AF SO 6/1	20000x				
430082	13PAR38/F 25 4000 DIM AF SO 6/1	13 W	120 V	60 Hz	Yes	100 W	429118	19PAR38/F36 2700 DIM AF SO 6/1	20000x				
430090	13PAR38/F 36 2700 DIM AF SO 6/1	13 W	120 V	60 Hz	Yes	100 W	429126	19PAR38/F36 3000 DIM AF SO 6/1	20000x				
							429134	19PAR38/F36 4000 DIM AF SO 6/1	20000x				
							430033	13PAR38/S15 2700 DIM AF SO 6/1	20000x				
							430041	13PAR38/S15 3000 DIM AF SO 6/1	20000x				
							430058	13PAR38/S15 4000 DIM AF SO 6/1	20000x				
							430066	13PAR38/F25 2700 DIM AF SO 6/1	20000x				
							430074	13PAR38/F25 3000 DIM AF SO 6/1	20000x				
							430082	13PAR38/F25 4000 DIM AF SO 6/1	20000x				
							430090	13PAR38/F36 2700 DIM AF SO 6/1	20000x				
							430108	13PAR38/F36 3000 DIM AF SO 6/1	20000x				
							430116	13PAR38/F36 4000 DIM AF SO 6/1	20000x				
							430009	19PAR38/S15 2700 DIM AF SO 6/1	20000x				
							430017	19PAR38/S15 3000 DIM AF SO 6/1	20000x				
							430025	19PAR38/S15 4000 DIM AF SO 6/1	20000x				



© 2013 Koninklijke Philips N.V. (Royal Philips)
All rights reserved.

Specifications are subject to change without notice. Trademarks are the property of Koninklijke Philips N.V. (Royal Philips) or their respective owners.

www.philips.com/lighting

2013, October 2
data subject to change