

Project:	Toshiba Lamp:
Type:	Notes:

MR16 GU5.3

Ordering Information	Ordering Code	Input Voltage (VAC)	Lamp Shape	Base Type	CCT ¹	Initial Lumens (lm) ²	Beam Angle	Wattage (W)	Lamp Efficacy (lm/W)	Rated Life (hrs) ³	CBCP (cd)	CRI	Power Factor	Equivalency ⁴	Lamp Weight lb (g)	Dimmable	ENERGY STAR
	6MR16/827SP8	12	MR16	GU5.3	2700K	270	8°	6.2	43.5	25,000	5500	80	> 0.70	25W Halogen	0.11 (49)	Yes	●
7MR16/827NFL25	12	MR16	GU5.3	2700K	300	25°	6.7	44.8	25,000	1250	80	> 0.70	20W Halogen	0.11 (49)	Yes	●	
7MR16/827FL35	12	MR16	GU5.3	2700K	300	35°	6.7	44.8	25,000	700	80	> 0.70	20W Halogen	0.11 (49)	Yes	●	
7MR16/27ENF-UP	12	MR16	GU5.3	2700K	390	25°	7.0	55.7	40,000	1830	82	> 0.73	35W Halogen	0.12 (55)	Yes	●	
7MR16/27EFL-UP	12	MR16	GU5.3	2700K	390	35°	7.0	55.7	40,000	1050	82	> 0.73	35W Halogen	0.12 (55)	Yes	●	
6MR16/830SP8	12	MR16	GU5.3	3000K	275	8°	6.2	44.4	25,000	5600	80	> 0.70	25W Halogen	0.11 (49)	Yes	●	
7MR16/830NFL25	12	MR16	GU5.3	3000K	310	25°	6.7	46.3	25,000	1250	80	> 0.70	25W Halogen	0.11 (49)	Yes	●	
7MR16/830FL35	12	MR16	GU5.3	3000K	310	35°	6.7	46.3	25,000	700	80	> 0.70	25W Halogen	0.11 (49)	Yes	●	
7MR16/30ENF-UP	12	MR16	GU5.3	3000K	390	25°	7.0	55.7	40,000	1830	82	> 0.73	35W Halogen	0.12 (55)	Yes	●	
7MR16/30EFL-UP	12	MR16	GU5.3	3000K	390	35°	7.0	55.7	40,000	1050	82	> 0.73	35W Halogen	0.12 (55)	Yes	●	
6MR16/840SP8	12	MR16	GU5.3	4000K	280	8°	6.2	45.2	25,000	5700	85	> 0.70	25W Halogen	0.11 (49)	Yes	●	
7MR16/840NFL25	12	MR16	GU5.3	4000K	320	25°	6.7	47.8	25,000	1250	86	> 0.70	25W Halogen	0.11 (49)	Yes	●	
7MR16/840FL35	12	MR16	GU5.3	4000K	320	35°	6.7	47.8	25,000	700	86	> 0.70	25W Halogen	0.11 (49)	Yes	●	
7MR16/40FNF-UP	12	MR16	GU5.3	4000K	420	25°	7.0	60.0	40,000	1930	82	> 0.73	35W Halogen	0.12 (55)	Yes	●	
7MR16/40FFL-UP	12	MR16	GU5.3	4000K	420	35°	7.0	60.0	40,000	1150	82	> 0.73	35W Halogen	0.12 (55)	Yes	●	

- CCT Range complies to ANSI C78.377-2008.
- Thermally stable typical lumens (± 10%)
- Rated life is based on 70% lumen maintenance and engineering testing and probability analysis; life hours per ENERGY STAR® may vary.
- Equivalency based on the ENERGY STAR® Integral LED Lamp Center Beam Intensity Benchmark Tool.

Note: All information consistent with IESNA LM-80-08 results and IESNA LM-79-08 testing completed by a qualified third party facility. All lamps meet ENERGY STAR Integral LED Lamp requirements and will be submitted for testing. Five-year warranty based on 12 hr/day usage. Toshiba LED Lighting Systems Division reserves the right to make changes and/or improvements in designs and/or dimensions without notice or obligation.

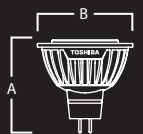


Dimensions

Model MR16 GU5.3

MOL (A) 1.87" (47.4 mm)

Diameter (B) 1.97" (50.0 mm)



270-420 Lumens



Note: Lamp shape conforms to ANSI C78.21-2003. Designed to comply with RoHS Directive 2002/95/EC.

Energy Savings


Ordering Code	25W Halogen	35W Halogen
6MR16/827SP8	\$51.70	\$79.20
7MR16/827NFL25	\$50.33	\$77.83
7MR16/40FNF-UP	\$79.20	\$123.20

Note: Energy savings based on using one bulb over rated life, as stated above, at 11c/kWh. Does not include maintenance and replacement lamp savings.

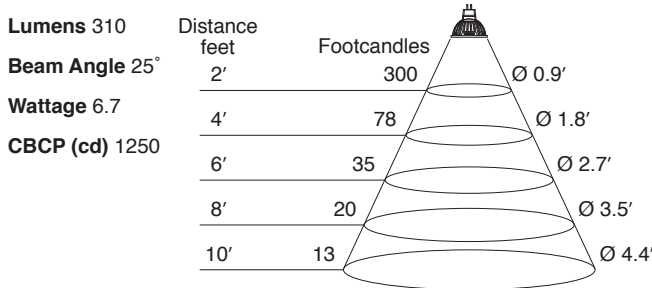
Project:	Toshiba Lamp:
Type:	Notes:

Illuminance Cone Diagrams

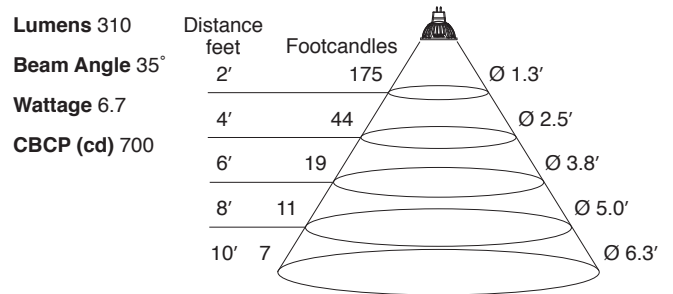
6MR16/827SP8



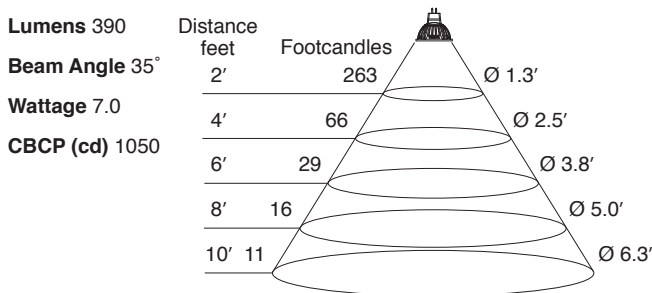
7MR16/830NFL25



7MR168/830FL35



7MR16/30EFL-UP



7MR16/30ENF-UP

